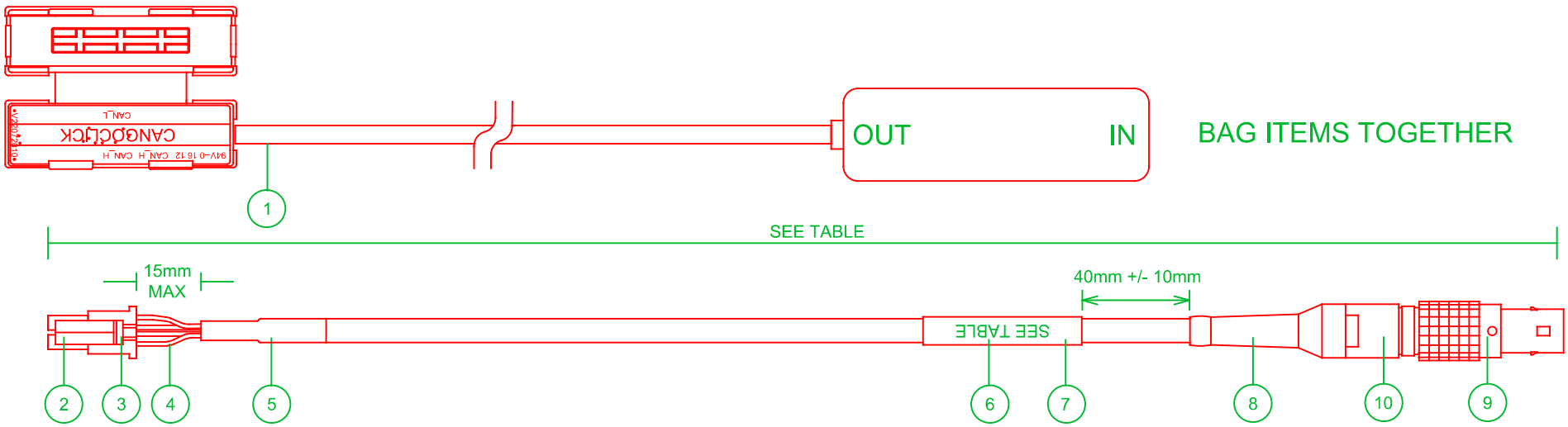

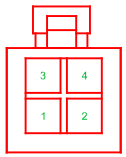

WIRE ENTRY
MOLEX MICROFIT
CONNECTOR

NOTES;

1. CUT APPROPRIATE LENGTH OF CABLE (ITEM 4) REF LENGTH TABLE
2. INSULATE LEMO JOINTS WITH 3mm OF 119-1021 HEATSHRINK (ITEM 10)
3. LABEL TO READ FROM LEFT TO RIGHT FROM LEMO CONNECTOR
4. PRE-MADE CABLE FROM 6164.30 (ITEM 1) TO BE PACKAGED WITH PRODUCED CABLE
5. ENSURE CANGO PRODUCT LABEL IS REMOVED AND ANY RESIDUAL ADHESIVE IS CLEANED FROM CABLE
6. **DO NOT CLOSE THE BUS CLIP**

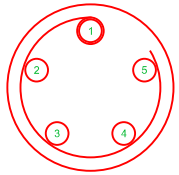

5 WAY PS
WIRE ENTRY

BILL OF MATERIALS

ITEM	QTY	SUPPLIER	SUPPLIER PN	DESCRIPTION	RACELOGIC PN
1	1	CANGO	PART OF 6164.30	CANGOCLICK 6164.30 8-40VDC POWER SUPPLY	6164.30
2	1	CANGO	PART OF 6164.30	MOLEX MICROFIT CONNECTOR	PART OF 6164.30
3	4	CANGO	PART OF 6164.30	MOLEX MICROFIT CRIMPS	PART OF 6164.30
4	A/R	FARNELL	244-0095	7-2-04C SCREENED CABLE 4 CORE 7/0.2mm	119-0253
5	20mm	FARNELL	100-8431	HEATSHRINK 2:1 BLACK 4.8mm	100-8431
6	1	AVERY	J8658-25	25.4x10mm LABEL + CABLE IDENT	J8658-25
7	30mm	FARNELL	304-6539	CLEAR HEATSHRINK 6mm 3:1	304-6539
8	1	LEMO UK	GMA.0B.040.DN	LEMO BLACK SLEEVE	GMA.0B.040.DN
9	1	LEMO UK	FGG.0B.305.CLAD52Z	LEMO 5 WAY PLUG CONNECTOR	LEMO 5WAY P
10	A/R	FARNELL	119-1021	HEATSHRINK 1.5/0.5	119-1021

LENGTH TABLE

MODEL	LENGTH
RLACS182-L	0.5m +/- 20mm
RLACS182-L25	1.5m +/- 20mm
RLACS182-L6	5m +/- 20mm

PIN OUT

MOLEX	COLOUR	FUNCTION	LEMO
1	GREEN	CAN LOW	4
2	YELLOW	CAN HIGH	3
3	RED	PWR	5
4	BLUE	GND	SHELL

RACELOGIC
Unit 10 Swan Business Centre,
Osier Way, Buckingham, MK18 1TB
Email: hardware@racelogic.co.uk
Tel: +44 (0)1280 823803

	NAME	DATE
DRAWN	H.HUSSAIN	04/11/24
CHK'D	S.TAYLOR	04/11/24
APPV'D	S.HOOPER	04/11/24

DWG NUMBER : RLACS182-Lx

DESCRIPTION : CLIP ON CANBUS INTERFACE - LEMO

REDMINE NUMBER : 24211 REVISION: 7

IF YOU ARE UNSURE ABOUT SOMETHING OR WOULD LIKE TO DEVIATE FROM THE DRAWING TO EASE MANUFACTURE, PLEASE CONTACT THE DESIGNER (DRAWN)

UNLESS OTHERWISE SPECIFIED: DIMENSIONS ARE IN MILLIMETRES

TOLERANCES: LINEAR: ±10mm ANGULAR: ±10°

DRAWING NOT TO SCALE

SHEET 1 OF 1

A4